



San Rafael Youth Ministry Virtual Platforms

GETTING STARTED GUIDE

WHAT YOU NEED TO DO **BEFORE** ORIENTATION

- Meet & Greet
- Zoom
- Google Classroom
- Save The Dates
- Checklist
- Contact Us

Virtual Meet & Greet

This year we want to spend time meeting each family over 15 minute Zoom calls. We want each of you to know that even while we are 'socially distant', we are here and available for you.

-Lailani & Joe

Schedule Your Meet & Greet:

<https://calendly.com/sanrafaelym>



If you would like to schedule a time to meet with one of us to chat more, please do not hesitate to reach out anytime during the year. We are available to those seeking extra encouragement, are struggling in their faith, have faith-related questions or simply want a listening ear. Contact us for a Zoom call, phone call, or to meet up for a walk, prayer and advice!

Zoom Account

CREATE YOUR ZOOM ACCOUNT

Each youth is required to have a Zoom account. If you don't already have one, visit zoom.us to create your free account.

Children in the same household may not share accounts, different accounts and devices are required.

******We understand that Zoom allows you to enter a meeting without creating an account by using the room code and password, BUT doing so will prevent us from using preassigned breakout rooms for Discipleship Groups. You **MUST** have an account to be placed with the correct group.

SUBMIT YOUR ZOOM INFO

In order to preassign our breakout rooms for discipleship groups, we need to know the email address associated with your Zoom account. Please click the link below to submit your information. Submit a form for each child.



<https://bit.ly/3jcag5f>

← submit Zoom info here

Reminders & Tips

DGroup Zoom Login

01

CHECK ZOOM ACCOUNT

Before you log into the meeting, check that you are **FIRST** signed into **YOUR** Zoom account. This is important if you share your device with a family member during the week and they also use Zoom.

02

ZOOM NAME

Be sure that your username is **YOUR NAME**, not a nickname or fake name. For the safety of all our youth, we will not admit unknown users into Zoom meeting rooms.

03

BIBLE, PAPER, PENCIL, GC ASSIGNMENT

Always be ready with your bible and something to write on & with. ****Confirmation Youth:** Assignments in Google Classroom **MUST** be completed prior to DGroup meeting. Have your reflections ready to share.

04

CAMERA ON WITH FACE VISIBLE

Everyone is expected to have their cameras on and to fully participate in each meeting. Having a camera off is equivalent to a student walking into a classroom and covering their face... it just isn't acceptable.

05

SMILE

Your smile is a joy and we love to see it! A smile will help to create a welcoming atmosphere.

Google Classroom

For High School Confirmation & Sacramental Prep Youth

WHAT IS GOOGLE CLASSROOM (GC)?

Google Classroom is a virtual platform where we will post announcements, weekly assignments, and resources.

JOIN CLASS

Youth will need a gmail account. If you do not have one, please create one first. ***School provided Gmail accounts will NOT work.***

1. Go to classroom.google.com
*If it is your first login, be sure to select your role as **Student**.*
2. Click the + on the top right of the page to **Join Class**.
3. Enter the **Class Code** and click **Join**. (see class codes below)

CLASS CODES

1ST YEAR CONFIRMATION:

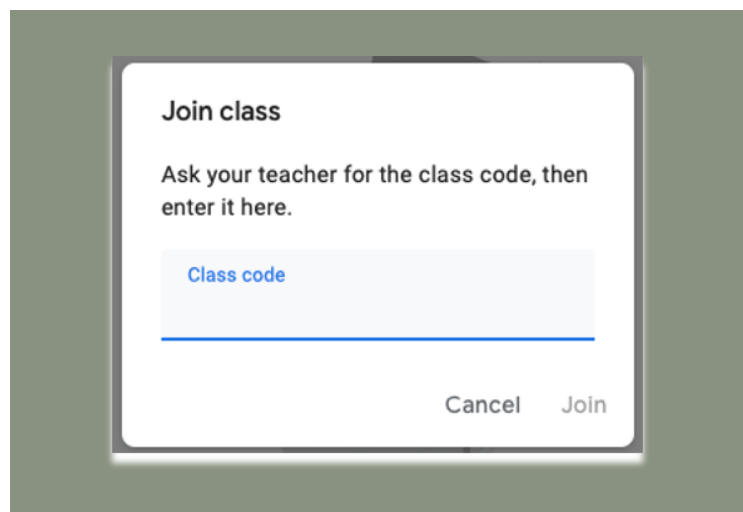
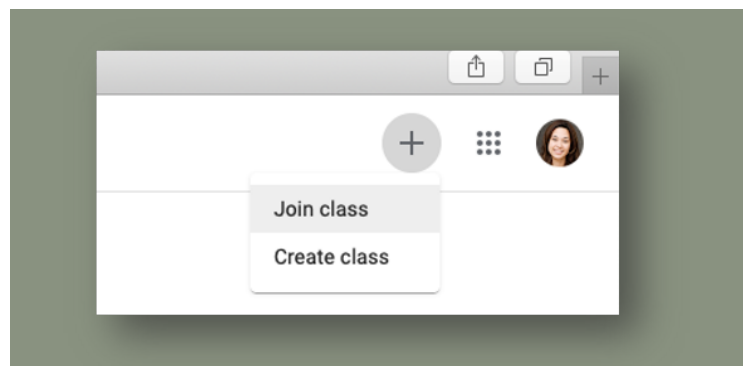
email lailani for code

2ND YEAR CONFIRMATION:

email lailani for code

Middle School Sacramental Prep:

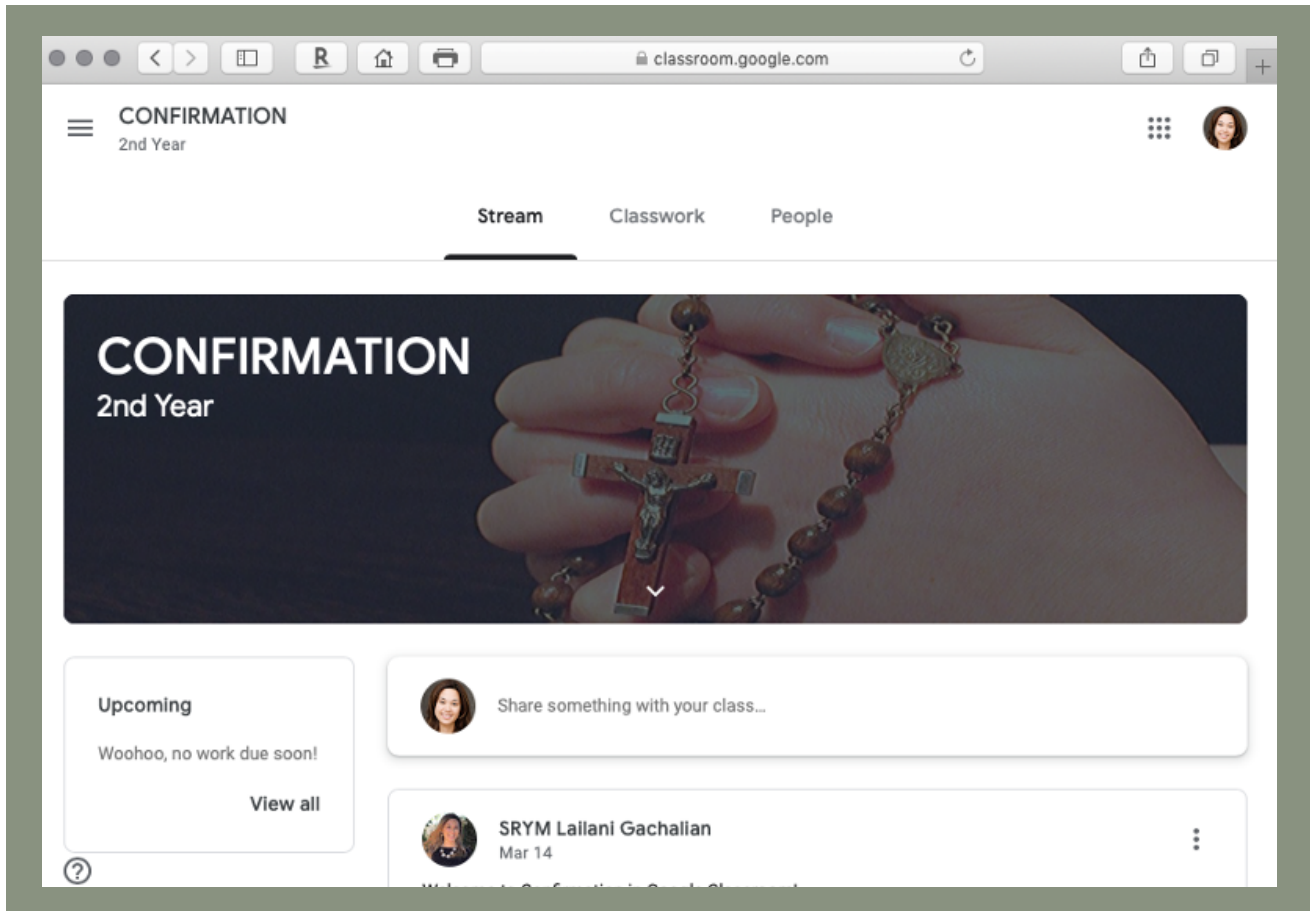
email lailani for code



Navigating Google Classroom

The Stream

The Stream is where students can view and access announcements, assignments, discussion topics, and comments. Students can also add posts and leave comments.



CLASSWORK TAB

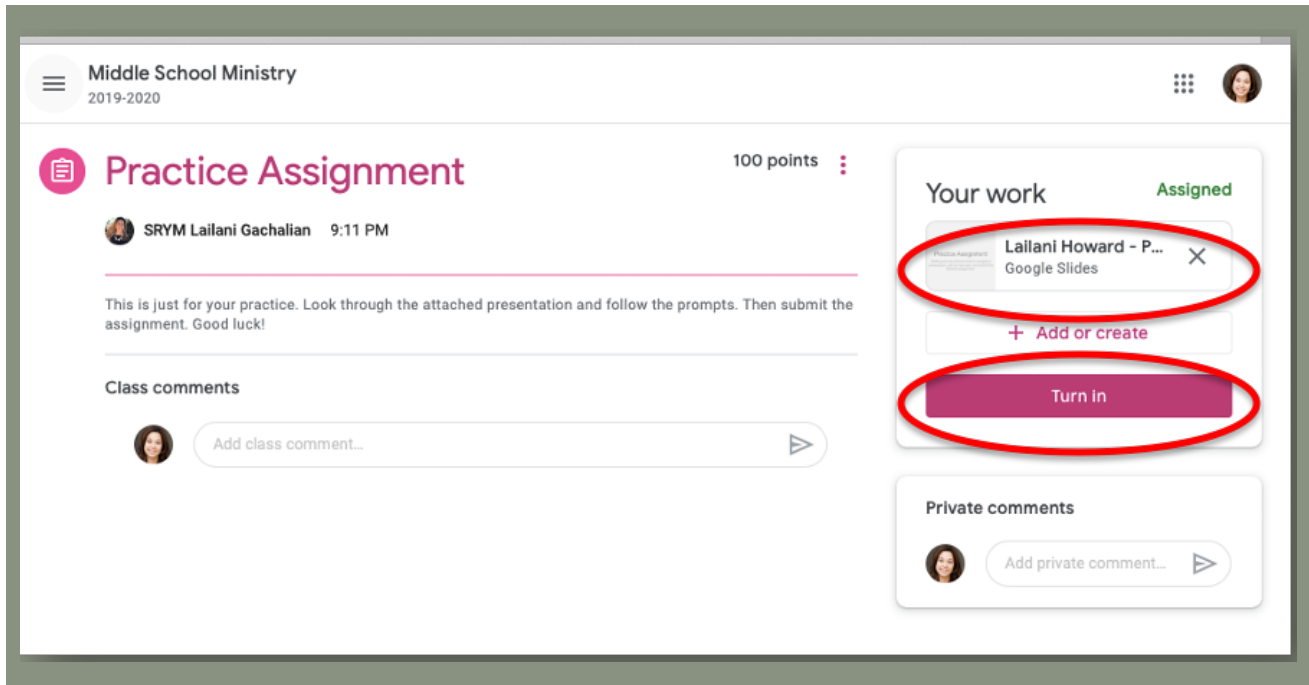
The **Classwork** tab is where students can access assignments and resource documents.

PEOPLE TAB

The **People** tab is where students can view a list of teachers in their class.

Assignments

Posted assignments will appear in the **Stream** & under the **Classwork** tab. Students also have the option to leave a class comment. Class comments are viewable by the teacher and all students in the class. Students will see the following information and options for each assignment.



The Turn In Button

For most assignments, each student will be given their own copy of a Google file type (Google Slides, Doc, Sheets, or Drawings) as part of the assignment. There will also be a **Turn In** button (top-right) in the Google file next to the share button. Students should submit their work using the **Turn In** button, NOT by sharing with the teacher.

**A Practice Assignment is posted in the Google Classroom so you can practice turning in an assignment.*

Completing Weekly Assignments

Assignments will be posted on Monday mornings. Youth will have the week to complete the assignment with their parent. Assignments should be completed prior to your Sunday Discipleship Group meeting.

Assignments will require both parent & student to participate, as they will need to have faith discussions together. Assignments take approximately 30-45 minutes to complete. Here is a basic outline of an assignment:

- Opening Prayer
- Watch video-based lesson
- Have a discussion on what you have watched
- Write a brief reflection on the insights from your **discussion** with your child/parent. (Both youth & parent will be prompted to submit a short reflection).

Tips To Getting The Most Out of Your Time Together

PUT IT IN YOUR CALENDAR

Commit to a day & time each week for faith discussions. Instead of looking at it as weekly assignments you have to complete, think of it as weekly discussions. This is a special time you can share with your child/parent to discuss faith and more.

YOUR VERY OWN SPACE

Is there a place in your home that is welcoming for open and private discussion? Consider creating a prayer space for your time together. A prayer space can include a bible, candle, and an image of Christ.

SAVE THE DATE

MIDDLE SCHOOL MINISTRY

PARENT & STUDENT ORIENTATION
SEPTEMBER 17 @7PM

DISCIPLESHIP GROUP KICKOFF
SEPTEMBER 24 @7PM

zoom id: email lailani for code
PASSCODE: email lailani for code

HIGH SCHOOL CONFIRMATION

PARENT & STUDENT ORIENTATION
SEPTEMBER 20 @7PM


DISCIPLESHIP GROUP KICKOFF
SEPTEMBER 27 @7PM

Zoom ID: email lailani for code
PASSCODE: email lailani for code

WWW.SANRAFAELYOUTH.ORG
INSTAGRAM: @SRYMYOUTH


YOUR CHECKLIST

WHAT YOU NEED TO DO BEFORE ORIENTATION




MEET & GREET SCHEDULED

Link to schedule: <https://calendly.com/sanrafaelym>




SUBMIT ZOOM INFO

Link to submit info: <https://bit.ly/3jcag5f>




JOIN GOOGLE CLASSROOM

****For High School Confirmation & Sacramental Prep Students ONLY**



SAVE THE DATE

Put important dates in my calendar



OPTIONAL: FOLLOW US ON IG

Follow us on instagram for daily updates & inspiration
[@SRYMyouth](https://www.instagram.com/SRYMyouth)

*"Be who God meant you to be
and you will set the world on fire."*

ST. CATHERINE OF SIENA

CONTACT US

Lailani Gachalian

Youth Ministry Coordinator

858-674-1146 (office)

619-884-1550 (cell)

sanrafaelym@gmail.com

Schedule a meeting directly: <https://calendly.com/sanrafaelym>

Joseph Tesoro

Youth Ministry Assistant

858-674-1146

jtesoro@sanrafaelparish.org

Schedule a meeting directly: <https://calendly.com/jtesoro/personal-meeting>

W W W . S A N R A F A E L Y O U T H . O R G